



## 12" Ceramic Subwoofer

<b>Program Power</b>	<b>2000 W</b>
<b>Rated impedance</b>	<b>8 Ohm</b>
<b>Nominal diameter</b>	<b>12"- 320 mm</b>
<b>Sensitivity (2,83V/1m)</b>	<b>89,5 dB</b>
<b>Voice coil diameter</b>	<b>4 in - 100 mm</b>
<b>Frequency Range</b>	<b>30-2000 Hz</b>

### SPECIFICATIONS

Nominal Diameter	12"- 320 mm	
Rated Impedance	8 Ohm	
Nominal Power Handling <sup>1</sup>	1000 W	
Program Power <sup>2</sup>	2000 W	
Sensitivity <sup>3</sup>	89,5 dB	
Frequency Range <sup>4</sup>	30-2000 Hz	
Minimum Impedance	-	
Gasket Material	Diecast Aluminum	
Magnet Material	Ferrite	
Cone Material	Treated Cellulose	
Cone Shape	Planar	
Surround	Rubber - Half Roll	
Suspension	Nomex Fabric	
Voice Coil Diameter	4 in - 100 mm	
Voice Coil Winding Material	Copper	
Voice Coil Length	33 mm - 12,99 in	
Voice Coil Former Material	Kapton	
Connection type	Push Button	
Ferofluid	No	
Magnetic Gap Height	10 mm - 0,39 in	
Max. Peak to Peak Excursion Xvar	-	
Efficiency Bandwidth Product EBP	83	
Recommended Loading	Vented Box	
Volume / Tuning frequency	40 Lt (dm <sup>3</sup> ) - 1,413 cuft / 33 Hz	
Maximum recommended frequency	-	
Version - Part Code	<b>8 Ohm</b>	<b>P12.00SW</b>
	4 Ohm	P12.00SW-4

### T/S PARAMETERS

8 Ohm

Resonance frequency	Fs	30 Hz
DC Resistance	Re	6,7 Ohm
Mechanical Q Factor	Qms	6,1
Electrical Q Factor	Qes	0,36
Total Q Factor	Qts	0,34
BI Factor	BI	25,3 Tm
Effective Moving Mass	Mms	183 g
Equivalent Cas air loaded	Vas	59 lt (dm <sup>3</sup> ) - 2,084 cuft
Suspension Compliance	Cms	-
Effective Piston Diameter	D	258 mm - 10,157 in
Effective piston area	Sd	523 cm <sup>2</sup> - 81,07 sq.in
Max. Linear Excursion <sup>5</sup>	Xmax	14 mm - 0,55 in
Voice Coil Inductance @ 1kHz	Le	2,35 mH
Half-space Efficiency	η0	0,45 %

### NOTES

<sup>1</sup> Nominal power is determined according to AES2-1984 (r2003) standard.

<sup>2</sup> Program Power is defined as 3 dB greater than the Nominal rating.

<sup>3</sup> Sensitivity represents the averaged value of acoustic output as measured on the forward central axis of cone, at distance 1m, when connected to 2,83V sine wave test signal.

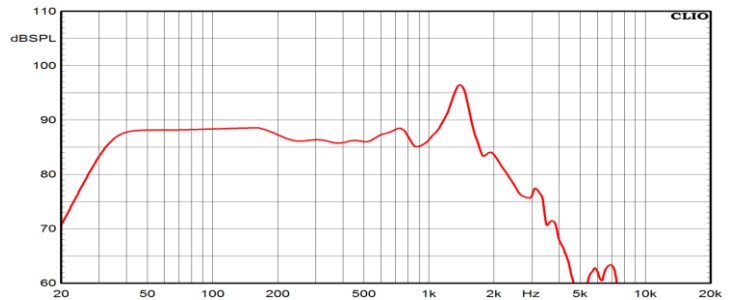
<sup>4</sup> Frequency range is given as the band of frequencies delineated by the lower and upper limits where the output level drops by 10 dB below the rated sensitivity in half space environment.

<sup>5</sup> Linear Math. Xmax is calculated as (Hvc-Hg)/2 + Hg/4 where Hvc is the coil depth and Hg is the gapdepth.

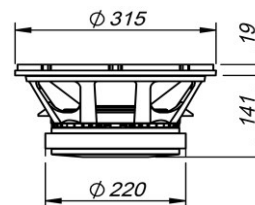
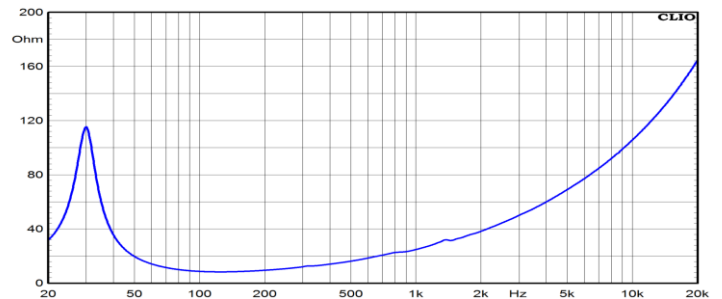
<sup>6</sup> Frequency response curve in the range above 150 Hz is measured on infinite baffle conditions and simulated as per recommended loading in the range below 150 Hz.

<sup>7</sup> Impedance curve is measured in free air conditions at small signals.

### FREQUENCY RESPONSE CURVE <sup>6</sup>



### FREE AIR IMPEDANCE CURVE <sup>7</sup>



### MOUNTING AND SHIPPING INFORMATION

Overall Diameter	315 mm - 12,4 in
Baffle Cutout Diameter	282 mm - 11,1 in
Flange and Gasket Thickness	19 mm - 0,75 in
Total Depth	149 mm - 5,866 in
Bolt Circle Diameter	295 mm - 11,61 in
Bolt Holes Quantity and Diameter	8 / 7 mm - 0,28 in
Net Weight	11,1 Kg - 24,47 lb
Shipping Units	1 Pc