



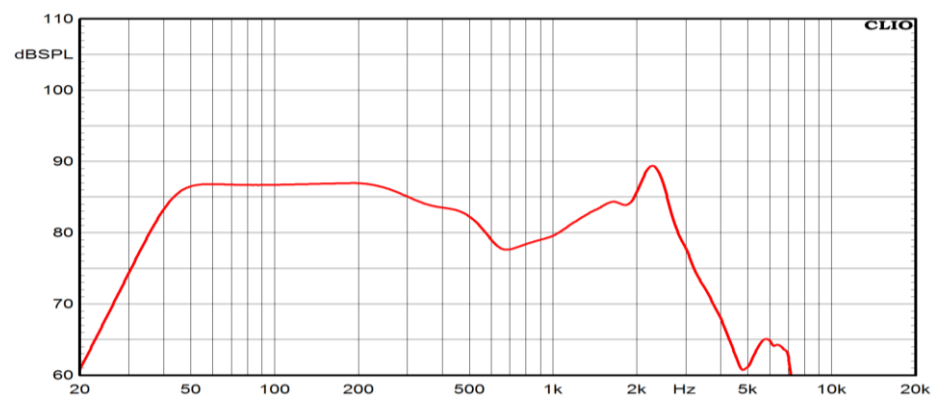
8" Ceramic Subwoofer

Program Power	800 W
Rated impedance	4+4 Ohm
Nominal diameter	8" - 200 mm
Sensitivity (2,83V/1m)	88 dB
Voice coil diameter	3 in - 75 mm
Frequency Range	35-2500 Hz

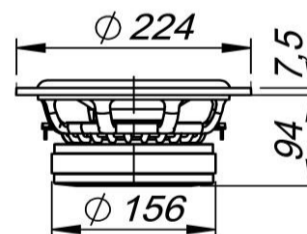
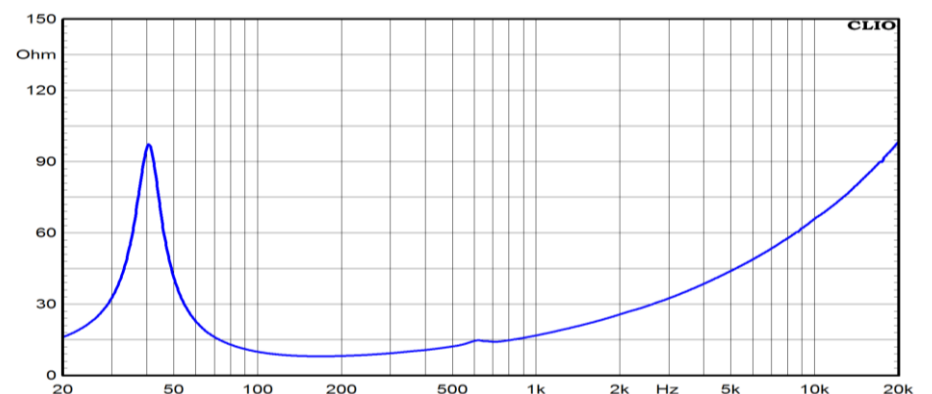
SPECIFICATIONS

Nominal Diameter	8" - 200 mm	
Rated Impedance	4+4 Ohm	
Nominal Power Handling ¹	350 W	
Program Power ²	800 W	
Sensitivity ³	88 dB	
Frequency Range ⁴	35-2500 Hz	
Minimum Impedance	-	
Gasket Material	Aluminum	
Magnet Material	Ferrite	
Cone Material	Doped cellulose fiber	
Cone Shape	Straight	
Surround	Rubber	
Suspension	Nomex Fabric	
Voice Coil Diameter	3 in - 75 mm	
Voice Coil Winding Material	Copper	
Voice Coil Length	20 mm - 0,79 in	
Voice Coil Former Material	Glass fiber	
Connection type	-	
Ferrofluid	No	
Magnetic Gap Height	10 mm - 0,39 in	
Max. Peak to Peak Excursion Xvar	-	
Efficiency Bandwidth Product EBP	100	
Recommended Loading	Vented Box	
Volume / Tuning frequency	15 Lt (dm ³) - 0,53 cuft / 43 Hz	
Maximum recommended frequency	-	
Version - Part Code	2+2 Ohm	HSG200-22
	4+4 Ohm	HSG200-44

FREQUENCY RESPONSE CURVE ⁶



FREE AIR IMPEDANCE CURVE ⁷



T/S PARAMETERS

4+4 Ohm

* Parameters measured with voice coils connected in series

Resonance frequency	Fs	39 Hz
DC Resistance	Re	6 Ohm
Mechanical Q Factor	Qms	4,7
Electrical Q Factor	Qes	0,39
Total Q Factor	Qts	0,36
BI Factor	Bl	14,9 Tm
Effective Moving Mass	Mms	59,5 g
Equivalent Gas air loaded	Vas	19 lt (dm ³) - 0,67 cuft
Suspension Compliance	Cms	-
Effective Piston Diameter	D	167 mm - 6,57 in
Effective piston area	Sd	219 cm ² - 33,95 sq in
Max. Linear Excursion ⁵	Xmax	7,5 mm - 0,3 in
Voice Coil Inductance @ 1kHz	Le	1,5 mH
Half-space Efficiency	η0	0,3 %

MOUNTING AND SHIPPING INFORMATION

Overall Diameter	224 mm - 8,82 in
Baffle Cutout Diameter	184 mm - 7,24 in
Flange and Gasket Thickness	7,5 mm - 0,3 in
Total Depth	101,5 mm - 4 in
Bolt Circle Diameter	210 mm - 8,27 in
Bolt Holes Quantity and Diameter	8 / 5,5 mm - 0,22 in
Net Weight	5 Kg - 11,01 lb
Shipping Units	1 Pc

NOTES

¹ Nominal power is determined according to AES2-1984 (r2003) standard.

² Program Power is defined as 3 dB greater than the Nominal rating.

³ Sensitivity represents the averaged value of acoustic output as measured on the forward central axis of cone, at distance 1m, when connected to 2,83V sine wave test signal.

⁴ Frequency range is given as the band of frequencies delineated by the lower and upper limits where the output level drops by 10 dB below the rated sensitivity in half space environment.

⁵ Linear Math. Xmax is calculated as (Hvc-Hg)/2 + Hg/4 where Hvc is the coil depth and Hg is the gapdepth.

⁶ Frequency response curve in the range above 150 Hz is measured on infinite baffle conditions and simulated as per recommended loading in the range below 150 Hz.

⁷ Impedance curve is measured in free air conditions at small signals.