



6,5" NEO Woofer

Program Power	450 W
Rated impedance	8 Ohm
Nominal diameter	6,5"- 165 mm
Sensitivity (2,83V/1m)	93,5 dB
Voice coil diameter	2 in - 50 mm
Frequency Range	80-4500 Hz

SPECIFICATIONS

Nominal Diameter	6,5"- 165 mm	
Rated Impedance	8 Ohm	
Nominal Power Handling ¹	220 W	
Program Power ²	450 W	
Sensitivity ³	93,5 dB	
Frequency Range ⁴	80-4500 Hz	
Minimum Impedance	-	
Gasket Material	Aluminum	
Magnet Material	Neodymium	
Cone Material	Doped cellulose fiber	
Cone Shape	Exponential	
Surround	Nomex Fabric	
Suspension	Nomex Fabric	
Voice Coil Diameter	2 in - 50 mm	
Voice Coil Winding Material	Aluminum	
Voice Coil Length	14,5 mm - 5,71 in	
Voice Coil Former Material	Kapton	
Connection type	-	
Ferrofluid	No	
Magnetic Gap Height	8 mm - 0,31 in	
Max. Peak to Peak Excursion Xvar	-	
Efficiency Bandwidth Product EBP	222	
Recommended Loading	Vented Box	
Volume / Tuning frequency	4 Lt (dm ³) - 0,141 cuft / 90 Hz	
Maximum recommended frequency	-	
Version - Part Code	8 Ohm	PNDI6.50W
	4 Ohm	CMI160

T/S PARAMETERS

8 Ohm

Resonance frequency	Fs	71 Hz
DC Resistance	Re	5,5 Ohm
Mechanical Q Factor	Qms	3,3
Electrical Q Factor	Qes	0,32
Total Q Factor	Qts	0,29
BI Factor	BI	10,8 Tm
Effective Moving Mass	Mms	15,4 g
Equivalent Cas air loaded	Vas	8,5 lt (dm ³) - 0,3 cuft
Suspension Compliance	Cms	-
Effective Piston Diameter	D	132 mm - 5,197 in
Effective piston area	Sd	137 cm ² - 21,24 sq.in
Max. Linear Excursion ⁵	Xmax	5,5 mm - 0,22 in
Voice Coil Inductance @ 1kHz	Le	0,6 mH
Half-space Efficiency	η0	0,95 %

NOTES

¹ Nominal power is determined according to AES2-1984 (r2003) standard.

² Program Power is defined as 3 dB greater than the Nominal rating.

³ Sensitivity represents the averaged value of acoustic output as measured on the forward central axis of cone, at distance 1m, when connected to 2,83V sine wave test signal.

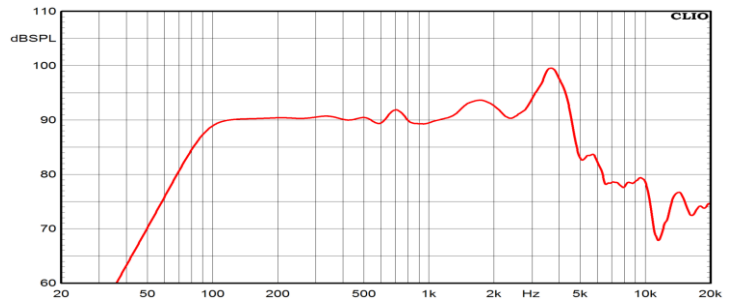
⁴ Frequency range is given as the band of frequencies delineated by the lower and upper limits where the output level drops by 10 dB below the rated sensitivity in half space environment.

⁵ Linear Math. Xmax is calculated as (Hvc-Hg)/2 + Hg/4 where Hvc is the coil depth and Hg is the gapdepth.

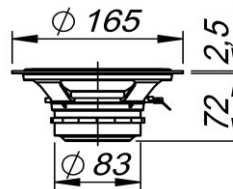
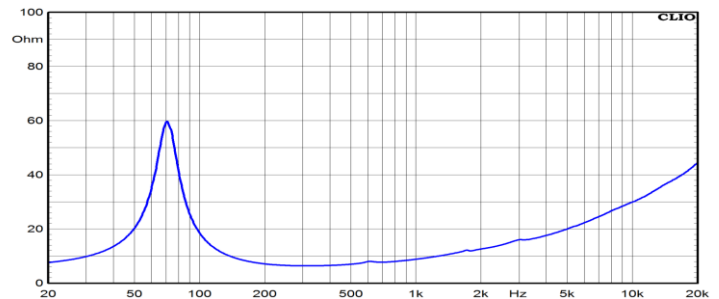
⁶ Frequency response curve in the range above 150 Hz is measured on infinite baffle conditions and simulated as per recommended loading in the range below 150 Hz.

⁷ Impedance curve is measured in free air conditions at small signals.

FREQUENCY RESPONSE CURVE ⁶



FREE AIR IMPEDANCE CURVE ⁷



MOUNTING AND SHIPPING INFORMATION

Overall Diameter	165 mm - 6,5 in
Baffle Cutout Diameter	145 mm - 5,71 in
Flange and Gasket Thickness	2,5 mm - 0,1 in
Total Depth	74,5 mm - 2,933 in
Bolt Circle Diameter	154,5 mm - 6,08 in
Bolt Holes Quantity and Diameter	4 / 5 mm - 0,2 in
Net Weight	- - -
Shipping Units	6 Pcs